

LASER DE BARRIDO (808 y 940 nm.) 4W- EL.46-LS

LASER DE BARRIDO (940nm.) 8W- EL.47-LS

LASER DE BARRIDO (808nm.) 500mW- EL.48-LS

Frecuencia regulable de 200 a 10.000 Hz.

Cálculo automático de la energía erogada en Julios.

Área de barrido regulable hasta 400 cm².

Pantalla gráfica a color de 320x240 pixels con función Touch&Scroll.

85 programas memorizados. Memoria interna con 200 programas para memorizar.

Posibilidad de conectar un cabezal externo monodiódico o multidiodico.

Voltaje: 220-240V/50-60Hz. Bajo pedido 110-127V/50-60Hz.

EL.46-LS

2 fuentes láser, con emisión de onda en modo continuo 808 nm. y en pulsado a 940 nm.

2 diodos de 2W de potencia. Máxima potencia de absorción 60VA.

EL.47-LS

1 fuente láser con emisión de onda de 940 nm. en modo continuo y pulsado.

1 diodo de 8W de potencia. Máxima potencia de absorción 60VA.

EL.48-LS

1 fuente láser con emisión de onda de 808 nm. en modo continuo y pulsado.

1 diodo de 500 mW de potencia. Máxima potencia de absorción 25VA.

Accesorios incluidos

EL.46-LS + EL.47-LS:

2 gafas de protección láser

1 Smart Card

1 Llave de seguridad

1 Botón de emergencia

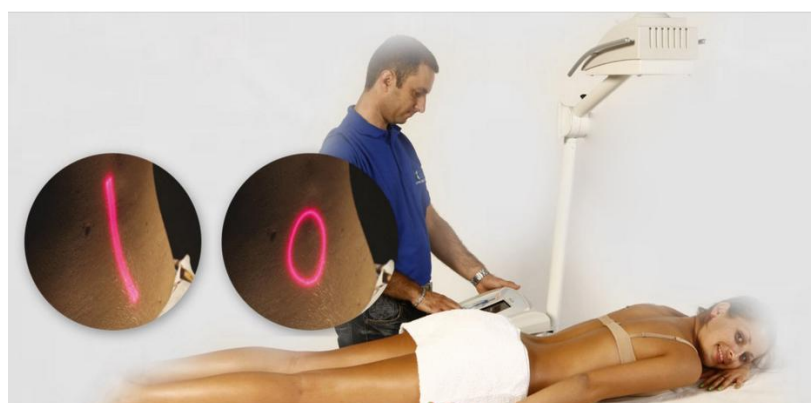
Accesorios incluidos

EL.48-LS:

2 gafas de protección láser

1 Smart Card

1 Llave de seguridad






Ortotecsa, S.L.

C/Peña de Francia,8-8bis. CP: 28500 Arganda del Rey, Madrid (España)

Tlf: 0034 918 719 132 / Fax: 0034 918 719 323

Email: info@ortotecsa.com / Web: www.ortotecsa.com

Láser de barrido

	EL.47-LS	EL.46-LS	EL.48-LS
Línea			
Tipo de barrido	1 diodo 8 W	2 diodos 2 W	1 diodo 500 mW
Frecuencia	De 200 a 10.000 Hz	De 200 a 10.000 Hz	De 200 a 10.000 Hz
Longitud de onda	940 nm	808 + 940 nm	808 nm
Pantalla	Gráfica B/N 320x240 px	Gráfica B/N 320x240 px	Gráfica B/N 320x240 px
Protocolos memorizados	85	85	85
Protocolos memorizables en la memoria interna	200	200	200

Accesorios en dotación

	EL.47-LS	EL.46-LS	EL.48-LS
Gafas de protección	2	2	2
Botón de emergencia	1	1	-
Interlock	1	1	1
Smart Card	X	X	X
Manual de uso en DVD	X	X	X
Cable de alimentación	X	X	X
2 Fusibles	X	X	X

Accesorios opcionales

	CODIGO	
Manípulo laser 905 nm - 1 diodo 25 mW	ACC553	MLA1/25
Manípulo laser 905 nm - 1 diodo 100 mW	ACC679	MLA1/100
Manípulo laser 808 nm - 1 diodo 500 mW	ACC680	MLA1/500
Manípulo laser 905 nm - 3 diodos 25 mW (75 mW total)	ACC681	MLA3/75
Manípulo laser 905 nm - 3 diodos 100 mW (300 mW total)	ACC683	MLA3/300
Manípulo laser 905 nm - 5 diodos 25 mW (125 mW total)	ACC684	MLA5/125
Manípulo laser 905 nm - 5 diodos 100 mW (500 mW total)	ACC686	MLA5/500
Manípulo laser 905 nm - 8 diodos 25 mW (200 mW total)	ACC687	MLA8/200
Manípulo laser 905 nm - 8 diodos 100 mW (800 mW total)	ACC689	MLA8/800
Kit para acupuntura láser	ACC691	MLA/ACU
Gafas de protección YG3	ACC954	
Gafas de protección	ACC062	OLV
Lente para manípulo MLA1	ART2298-V	
Lente para manípulo MLA3	ART22120	LMC
Lente para manípulo MLA5-MLA8	ART22125	LMT3
Porta manípulo MLA5-MLA8	ART22157	
Porta manípulo MLA1-MLA3	ART2230-MLA1	

CARACTERÍSTICAS TÉCNICAS / TECHNICAL SPECIFICATIONS

MODELS	EL.48-LS	EL.46-LS	EL.47-LS
Main power supply	230 Vca, 50-60 Hz \pm 10% 115 Vca, 50-60 Hz \pm 10%*	230 Vca, 50-60 Hz \pm 10% 115 Vca, 50-60 Hz \pm 10%*	230 Vca, 50-60 Hz \pm 10% 115 Vca, 50-60 Hz \pm 10%*
Max. mains Power absorption	25VA	60VA	60VA
Double fuse protection (T)	630 mA-T for supply to 230Vac, 1.6 A-T for supply to 115Vac	1.6 A-T for supply to 230Vac, 3.5 A-T for supply to 115Vac	1.6 A-T for supply to 230Vac, 3.5 A-T for supply to 115Vac
Backlit LCD Display visualise and control operating parameters	Graphic bw 320x240 Pixel	Graphic bw 320x240 Pixel	Graphic bw 320x240 Pixel
Programmable treatment time	Up to 99 minutes	Up to 99 minutes	Up to 99 minutes
Diode Laser wave length emission	808 nm	808 nm + 940 nm	940 nm
Laser classification according to EN 60825-1	1-100 Hz	1-100 Hz	1-100 Hz
Device class in according to the 93/42/CEE directive	IIB	IIB	IIB
Electrical insulation	I tipo BF	I tipo BF	I tipo BF
Programmable pulse frequency	(200 ÷ 10000) Hz	(200 ÷ 10000) Hz	(200 ÷ 10000) Hz
X scanning amplitude at Z (distance) of 45 cm approx	(1÷ 20)cm	(1÷ 20)cm	(1÷ 20)cm
Y scanning amplitude at Z (distance) of 45 cm approx	(1÷ 20)cm	(1÷ 20)cm	(1÷ 20)cm
Number of diodes in the device	1 x 500 mW	2 x 2 W	1 x 8 W
DNRO (direct light)	5 m	25 m	75 m
Laser emission	Continuous and pulsed emission	Continuous and pulsed emission	Continuous and pulsed emission
Independent output channels	2	2	2
Stored therapeutic suggestions	85	85	85
Storable therapeutic suggestions	200	200	200
Unit body weight	35 Kg	35 Kg	35 Kg
External size	39 x 168 x 92 cm	39 x 168 x 92 cm	39 x 168 x 92 cm

*on request

SCANNING LASER (808 & 940nm.) 4W- EL.46-LS

SCANNING LASER (940nm.) 8W- EL.47-LS

SCANNING LASER (808nm.) 500mW- EL.48-LS

Frequency can be regulated from 200 to 10.000 Hz.

Automatic energy output calculation in Joules.

Scanning area can be adjusted up to 400 cm².

85 programs in memory. Internal memory with memory capacity of up to 200 programs.

Option to connect an external monodiode or multi-diode head.

Voltage: 220-240V / 50-60Hz. On request 110-127V / 50-60Hz.

EL.46-LS

2 laser sources, with 808 nm. continuous emission and 940 nm. pulsed emission.

2 2W power diodes. Maximum power absorption 60VA.

EL.47-LS

1 laser source with 940 nm. continuous and pulsed emission.

1 8W power diode. Maximum power absorption 60VA.

EL.48-LS

1 laser source with 808 nm. continuous and pulsed emission.

1 500 mW power diode. Maximum power absorption 25VA.

Accessories included

EL.46-LS + EL.47-LS:

2 pairs laser protection glasses

1 Smart Card

1 security key

1 emergency button

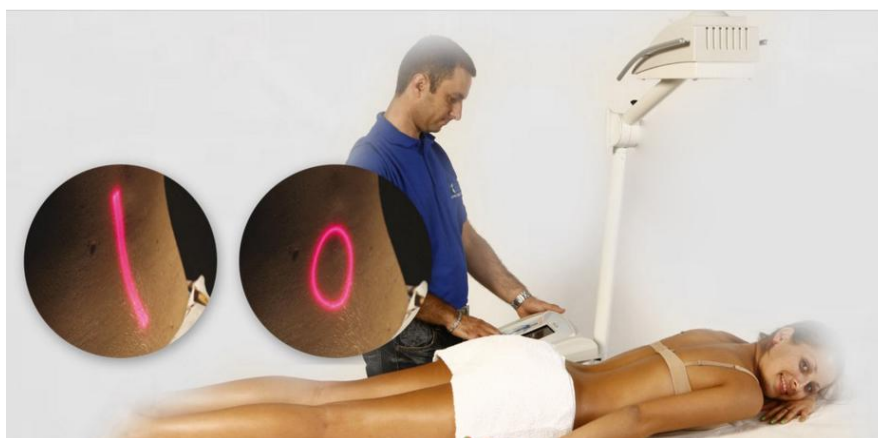
Accessories included

EL.48-LS:




2 pairs laser protection glasses

1 Smart Card

1 security key



Scanning Laser

	EL.47-LS	EL.46-LS	EL.48-LS
Line			
Type of scanning	1 diode 8 W	2 diodes 2 W	1 diode 500 mW
Frequency	200 - 10.000 Hz	200 - 10.000 Hz	200 - 10.000 Hz
Wavelength	940 nm	808 + 940 nm	808 nm
Display	Graphic B/W 320x240 px	Graphic B/W 320x240 px	Graphic B/W 320x240 px
Stored Protocols	85	85	85
Storable Protocols on internal memory	200	200	200

Supplied accessories

	EL.47-LS	EL.46-LS	EL.48-LS
Laser protection goggles	2	2	2
Emergency stop switch	1	1	1
Interlock	1	1	1
Smart Card	X	X	X
DVD User's Manual	X	X	X

Optional accessories

	CODE	
Laser probe (905 nm) with 1 diode of 25 mW + guide light	ACC553	MLA1/25
Laser probe (905 nm) with 1 diode of 100 mW + guide light	ACC679	MLA1/100
Laser probe (808 nm) with 1 diode of 500 mW + guide light	ACC680	MLA1/500
Laser probe with 3 diodes of 25 mW (75 mW in total) + guide light	ACC681	MLA3/75
Laser probe with 3 diodes of 100 mW (300 mW in total) + guide light	ACC683	MLA3/300
Laser probe with 5 diodes of 25 mW (125 mW in total) + guide light	ACC684	MLA5/125
Laser probe with 5 diodes of 100 mW (500 mW in total) + guide light	ACC686	MLA5/500
Laser probe with 8 diodes of 25 mW (200 mW in total) + guide light	ACC687	MLA8/200
Laser probe with 8 diodes of 100 mW (800 mW in total) + guide light	ACC689	MLA8/800
Kit for laser acupuncture composed of laser probe with 1 diode of 25mw with special focusing lens	ACC691	MLA/ACU
Laser protective goggles	ACC062	OLV
Laser protective goggles model YG3	ACC954	
Round lens for MLA1	ACC601	
Conical lens for MLA ACU	ACC600	LMT
Round lens for MLA3	ART22120	LMC
Round lens for MLA5 / 8	ART22125	LMT3
Probe holder for MLA5 /MLA8	ART22157	
Probe holder for MLA1 / MLA3	ART2230	MLA1

CARACTERÍSTICAS TÉCNICAS / TECHNICAL SPECIFICATIONS

MODELS	EL.48-LS	EL.46-LS	EL.47-LS
Main power supply	230 Vca, 50-60 Hz ± 10% 115 Vca, 50-60 Hz ± 10%*	230 Vca, 50-60 Hz ± 10% 115 Vca, 50-60 Hz ± 10%*	230 Vca, 50-60 Hz ± 10% 115 Vca, 50-60 Hz ± 10%*
Max. mains Power absorption	25VA	60VA	60VA
Double fuse protection (T)	630 mA-T for supply to 230Vac, 1.6 A-T for supply to 115Vac	1.6 A-T for supply to 230Vac, 3.5 A-T for supply to 115Vac	1.6 A-T for supply to 230Vac, 3.5 A-T for supply to 115Vac
Backlit LCD Display visualise and control operating parameters	Graphic bw 320x240 Pixel	Graphic bw 320x240 Pixel	Graphic bw 320x240 Pixel
Programmable treatment time	Up to 99 minutes	Up to 99 minutes	Up to 99 minutes
Diode Laser wave length emission	808 nm	808 nm + 940 nm	940 nm
Laser classification according to EN 60825-1	1-100 Hz	1-100 Hz	1-100 Hz
Device class in according to the 93/42/CEE directive	IIB	IIB	IIB
Electrical insulation	I tipo BF	I tipo BF	I tipo BF
Programmable pulse frequency	(200 ÷ 10000) Hz	(200 ÷ 10000) Hz	(200 ÷ 10000) Hz
X scanning amplitude at Z (distance) of 45 cm approx	(1÷ 20)cm	(1÷ 20)cm	(1÷ 20)cm
Y scanning amplitude at Z (distance) of 45 cm approx	(1÷ 20)cm	(1÷ 20)cm	(1÷ 20)cm
Number of diodes in the device	1 x 500 mW	2 x 2 W	1 x 8 W
DNRO (direct light)	5 m	25 m	75 m
Laser emission	Continuous and pulsed emission	Continuous and pulsed emission	Continuous and pulsed emission
Independent output channels	2	2	2
Stored therapeutic suggestions	85	85	85
Storable therapeutic suggestions	200	200	200
Unit body weight	35 Kg	35 Kg	35 Kg
External size	39 x 168 x 92 cm	39 x 168 x 92 cm	39 x 168 x 92 cm

*on request